

March 2026 | Ridgeview Highlands

HIGHLANDS

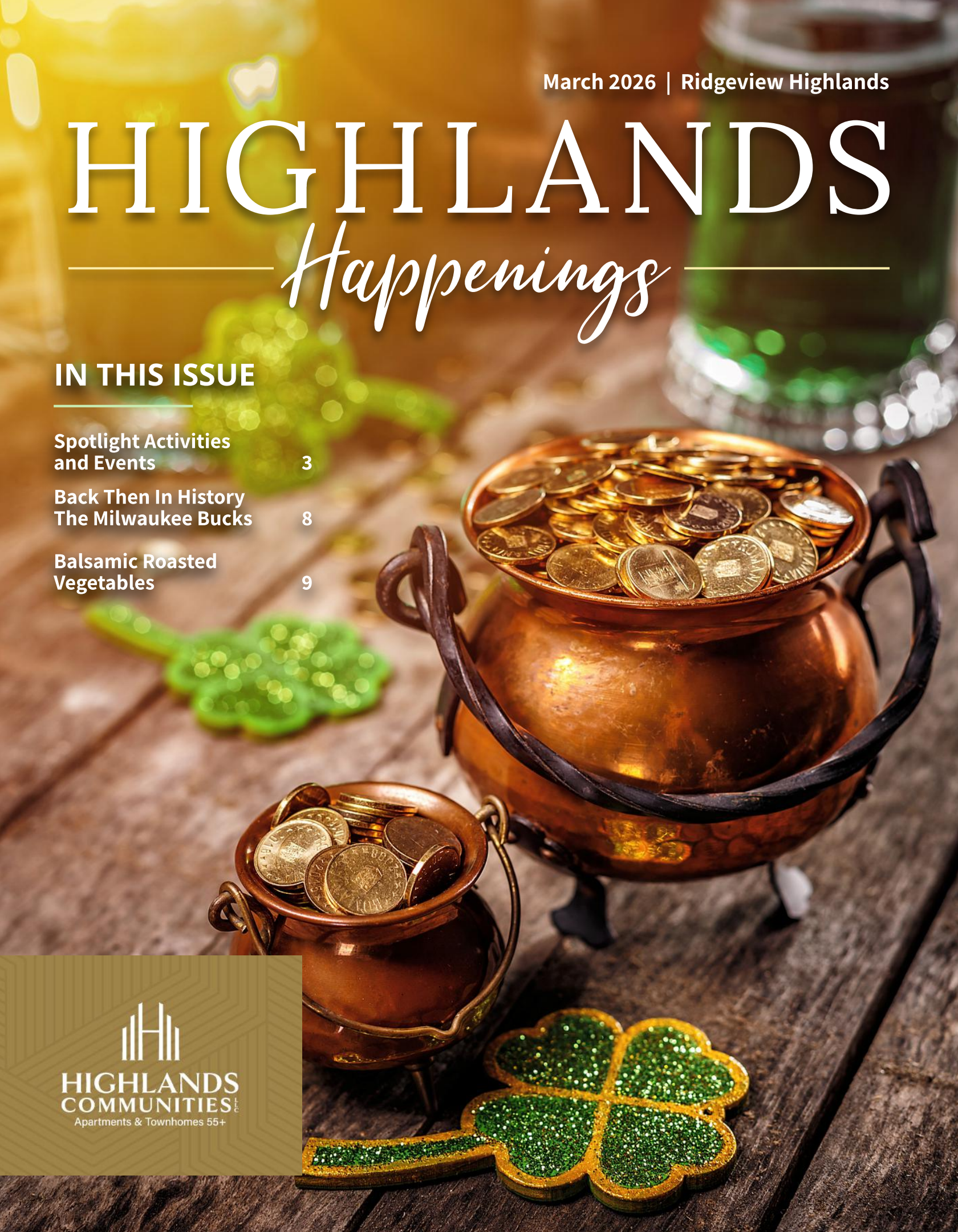
Happenings

IN THIS ISSUE

Spotlight Activities and Events	3
Back Then In History The Milwaukee Bucks	8
Balsamic Roasted Vegetables	9



**HIGHLANDS
COMMUNITIES**
Apartments & Townhomes 55+



Welcome to the Highlands Happenings Table of Contents

Past Activities & Events	2	Just For Fun	8
Upcoming Events	3	What's Cooking	9
Resident Reminders	4	Contact Information	10
Welcome & Celebrations	5	On-Site & Local Services	11
Activity Calendar	6 - 7	Check It Out	12

PAST ACTIVITIES & RECREATIONAL EVENTS



UPCOMING SPOTLIGHT EVENTS



Taste of Tuscany

TUESDAY, MARCH 10TH AT 5:00 PM | COMMUNITY ROOM

Savor the charm of Italy at our Taste of Tuscany dinner! Enjoy favorites catered by Olive Garden, Five Cheese Ziti, House Salad, and breadsticks. Soft music and warm lighting set the scene for an inviting, delicious Tuscan evening.

\$20 per person. RSVP by Thursday, March 5th



The Spring Poetry Collective

MONDAY, MARCH 16TH AT 2:00 PM | COMMUNITY ROOM

Join us for a spring-inspired poetry workshop. Participants will receive simple seasonal prompts to spark creativity. Everyone is encouraged to write at their own pace in a relaxed, supportive space. Residents may share their poems if they feel comfortable. Come enjoy a refreshing moment of expression and connection!

This event is free. RSVP by Thursday, March 5th



Songs & Stories with David Drake

FRIDAY, MARCH 20TH AT 1:00 PM | COMMUNITY ROOM

Join us for an unforgettable afternoon with David Drake—Irish Bard folksinger, storyteller, and master of Celtic charm. Sip Irish coffee or beer (or bring your own) and enjoy music, laughter, and tales that warm the soul. A lively celebration you won't want to miss!

This event is free. RSVP Not Required



Spring Planting Workshop

WEDNESDAY, MARCH 25TH AT 1:00 PM | COMMUNITY ROOM

Join us for a hands-on Spring Planting Workshop! This is part one of a three part series - House Plank Workshop with Micki! This session covers: Soil types for indoor plants, common household plant pests, and ideal indoor lighting for healthy growth. See page 11 for additional details. **This event is free. RSVP by Thursday, March 5th**



Build Your Own Bouquet

TUESDAY, MARCH 31ST 2:00 PM | COMMUNITY ROOM

Create your own beautiful bouquet at our Build Your Own Bouquet Workshop! Memorial Florist will provide seasonal flowers, greenery, tools, and simple arranging tips. All supplies are included—enjoy a relaxed, creative experience and take home a bouquet you'll love!

\$25 per person. RSVP by Monday, March 5th

*We look forward to having you join us!
For a complete list of activities and events taking place
this month at the Highlands, visit our Activity Calendar on pages 6-7.*

RESIDENT REMINDERS

Luck is living surrounded by people who make you smile.

Unknown



Congratulations!

Who won \$300?



This month's winner of our \$300 lease renewal drawing is Lucille B.



Alarms

If you hear an alarm sounding in the area of the furnace, water heater, or elevator, this may mean there is a water leak in one of these areas.

Please notify the Resident Services Office at 920-954-7231 or on evenings & weekends, The Answer at 1-800-263-6148 immediately.

Your help with this preventative measure is greatly appreciated.

Puppy Paws

We sincerely thank you for helping us maintain the cleanliness and beauty of our shared spaces. Our hardworking housekeeping team takes great pride in keeping our community looking its best. To support their efforts, we kindly ask that pets remain off the furniture in our common areas. This small step helps us prevent additional cleaning from muddy paw prints or unexpected accidents.

Thank you for your cooperation and for being a thoughtful neighbor!

Rental Agreement Renewals

IMPORTANT INFORMATION ABOUT YOUR RENEWAL

We'd like to thank all of our residents who will be renewing their rental agreements with us.

Please provide the Resident Services Office with the following documents when you sign your Rental Agreement Renewal:

- A current copy of your Renters Insurance Declaration Page.

If you have any questions, please let us know.

Wisconsin Homestead Rent Certificates

FORMS AVAILABLE IN THE RESIDENT SERVICES OFFICE

The State of Wisconsin allows deduction to income taxes for your residence. The program, established in 1964, is called the Homestead Tax Credit. To be eligible, a person must own or rent his/her residence, be at least 18 years of age and have a low annual household income.

If you qualify and wish to take advantage of this program, you will need a Rent Certificate completed by your landlord. The Resident Services Office has these forms available and upon request, will complete the form for you within 3 business days.

If you have questions about this tax credit, contact your tax advisor. If you have questions about completing the Rent Certificate, please contact our Resident Services Office.

Rise and Shine Breakfast - Celebrate Good Times

**TUESDAY, MARCH 24TH AT 9 AM
COMMUNITY ROOM**

Join us for a delicious breakfast catered by Choices Catering. Come enjoy Cheese Omelets, Bacon, Sausage, Breakfast Potatoes, Pastries and Coffee while we celebrate all March birthdays! Rise, shine, and start your day right - let's gather, connect, and celebrate together.

\$13 per person. RSVP by Thursday, March 5th



I'm a great believer in luck, and I find the harder I work, the more I have of it.

-Thomas Jefferson


Spring Starts Here!

POP-UP ART GALLERY

Join us as we "Spring into Creative Bloom" with our Pop-Up Art Gallery showcasing the creativity of our residents. All artistic mediums are welcome—paintings, crafts, photography, and more! If you're interested in submitting your artwork for display, please submit it to the Resident Services Office by no later than **Thursday, March 5th.**

We'll kick things off with a special Opening Night Reception on **Friday, March 13th from 2 - 4 pm**, featuring light refreshments and great company. Afterward, the gallery will remain on display in the Community Room for two weeks, giving everyone plenty of time to enjoy.



SUNDAY	MONDAY	TUESDAY	WEDNESDAY	THURSDAY	FRIDAY	SATURDAY
1	2	3	4	5	6	7
National Peanut Butter Lovers Day	8:30 am - 12 pm Taxes 9 am Sunrise Exercise (billiards room) 10 am Dominoes 12:30 pm Hand & Foot	Purim 9 am Chair Yoga 1 pm Cribbage 5 pm Townhome Potluck	Holi 9 am Sunrise Exercise 12:30 pm Sheepshead	9 am Chair Yoga 12:30 pm Poker 1 pm Euchre 3 - 4 pm Art Submissions Due	9 am Sunrise Exercise 9 am Coffee 12:30 pm Bridge 12:30 pm Hand & Foot	National Flapjack Day
8	9	10	11	12	13	14
Daylight Saving Time At 2:00 am, clocks move forward to 3:00 am	8:30 am - 12 pm Taxes 9 am Sunrise Exercise (billiards room) 10 am Dominoes 12:30 pm Hand & Foot	9 am Chair Yoga 1 pm Cribbage 5 pm Taste of Tuscany Dinner, Olive Garden	9 am Sunrise Exercise 10 am Crafters 12:30 pm Sheepshead	9 am Chair Yoga 12:30 pm Poker 1 pm Euchre 1 pm Bingo 3:30 pm Happy Hour	9 am Sunrise Exercise 9 am Coffee 12:30 pm Bridge 12:30 pm Hand & Foot 2 pm - 4 pm Pop-Up Art Gallery	Pi Day (3.14)
15	16	17	18	19	20	21
Pretzel Sunday	8:30 am - 12 pm Taxes 9 am Sunrise Exercise (billiards room) 10 am Dominoes 12:30 pm Hand & Foot 2 pm Spring Poetry Collective	St. Patrick's Day 9 am Chair Yoga 1 pm Cribbage 12 pm Building Party # 1 & 2	9 am Sunrise Exercise 10 am Book Club 12:30 pm Sheepshead 12 pm Building Party for # 3 & 4	Ramadan Ends 8:35 am Casino pick up 9 am Chair Yoga 12:30 pm Poker 1 pm Euchre 12 pm Building Party for # 5 & 6	9 am Sunrise Exercise 9 am Coffee 12:30 pm Bridge 12:30 pm Hand & Foot 1 pm David HB Drake	National Corndog Day
22	23	24	25	26	27	28
National Goof Off Day	8:30 am - 12 pm Taxes 9 am Sunrise Exercise (billiards room) 10 am Dominoes 12:30 pm Hand & Foot	YOGA CANCELLED 9 am Rise and Shine Breakfast 1 pm Cribbage	9 am Sunrise Exercise 10 am Crafters 12:30 pm Sheepshead 1 pm Spring Planting Workshop	9 am Chair Yoga 12:30 pm Poker 1 pm Euchre 1 pm Bingo 3:30 pm Happy Hour w/ Celebrations	9 am Sunrise Exercise 9 am Coffee 12:30 pm Bridge 12:30 pm Hand & Foot	International Women in Music Day
29	30	31				
Palm Sunday National Vietnam War Veterans Day	8:30 am - 12 pm Taxes 9 am Sunrise Exercise (billiards room) 10 am Dominoes 12:30 pm Hand & Foot	9 am Chair Yoga 1 pm Cribbage 2 pm Build Your Own Bouquet			HIGHLANDS COMMUNITIES MARCH 2026 ACTIVITIES	

JUST FOR FUN



Wherever you go, may good luck follow.

Irish Saying



WHAT'S COOKING

Balsamic Roasted Vegetables

Tired of the same old side dishes? This roasted vegetable recipe is full of bold, savory flavor thanks to balsamic vinegar, garlic, and thyme. It pairs beautifully with chicken, beef, or plant-based mains.

Serve it as a side dish, or enjoy it as your main entree.




Fun Facts About Springing Forward

Daylight Saving Time begins in March for most of the U.S. The idea is to make better use of daylight by shifting an hour of sunlight from the morning to the evening.

First widely adopted during World War I to conserve fuel, the practice remains controversial—some love the extra daylight, while others dread the lost sleep.

Not all states observe it: Hawaii and most of Arizona skip the spring-forward/fall-back routine entirely.



Back Then In History

In March 1968, Milwaukee was awarded an NBA expansion franchise: the Milwaukee Bucks. Just two years later, they drafted superstar Kareem Abdul-Jabbar (then Lew Alcindor) and won their first championship in 1971. The Bucks became a defining part of Wisconsin's sports identity. Decades later, they secured a second title in 2021, led by Giannis Antetokounmpo. From the MECCA to Fiserv Forum, the Bucks have brought pride and excitement to generations of Wisconsin fans.



Top Ten

WAYS TO REFRESH AND GET READY FOR SPRING

There's a chill that's still in the air, but warm weather is just around the corner. Here's 10 ideas for how to spend your remaining chilly days preparing for spring's warm wave of weather.

1. Open your windows
2. Add a new houseplant
3. Try a new hobby
4. Clean out a drawer
5. Buy fresh flowers
6. Rearrange furniture
7. Donate old clothes
8. Switch up scents
9. Set a spring goal
10. Change up décor

Spring is all about fresh starts—even small changes can brighten up your space and your mindset.

INGREDIENTS

- Cooking spray
- 10 medium potatoes, peeled and cubed
- 4 large carrots, peeled and cut into 1/2 inch chunks
- 1 medium onion, sliced into 1/4-inch strips
- 1/3 cup balsamic vinegar
- 1/4 cup unsalted butter, melted
- 8 sprigs fresh thyme or 1 tsp dried thyme
- 1 tsp minced garlic
- 1 tsp salt
- 1/2 tsp ground black pepper

STEP 1: Preheat oven to 425°F. Lightly coat a 9x13-inch baking dish with cooking spray.


STEP 2: In a large glass bowl, mix potatoes, carrots, onion, balsamic vinegar, butter, thyme, garlic, salt, and pepper until evenly coated. Spread mixture into the prepared pan in a single layer and cover with foil.

STEP 3: Roast for 45 minutes, shaking the pan every 15 minutes.

STEP 4: Remove foil and roast another 30 minutes, stirring occasionally. Watch closely during the last 10 minutes to avoid burning.

COOKS NOTE: Use a glass bowl (not plastic) to avoid staining from the balsamic vinegar.

Source: [allrecipes.com](https://www.allrecipes.com)




Shelf Indulgence

THIS MONTH'S BOOK RECOMMENDATION

Remarkably Bright Creatures by Shelby Van Pelt

Set in a coastal town, this delightful novel follows the friendship between a widowed aquarium worker and a surprisingly observant octopus named Marcellus. Through alternating perspectives, it blends warmth, curiosity, and a touch of mystery. With spring themes of renewal and connection, this story is both fresh and uplifting



CONTACT INFORMATION



Resident Portal

Make rent payments. Pay online, check the status of your payments, review your payment history, submit maintenance requests and view event invitations.

Our resident portal is an online tool for you to be able to take care of some things without having to wait for the Resident Services Office to open. It's easy, it's convenient and it's designed with you in mind.

Need more information? Contact us today!



Main Office

Mon - Fri, 10am - 4pm
Phone: (920) 315-8644
Fax: (920) 954-8577

640 Ridgeview Circle, #108
Appleton, WI 54911

DIRECTOR
Michele Madson
Ridgeview@ardenpropertygroup.com

ASSISTANT MANAGER
Ridgeview@ardenpropertygroup.com

LEASING
Mon - Fri, 9:00am - 5:00pm
Phone: (920) 315-8644

LEASING SPECIALISTS
Logan O., Patty M.

MAINTENANCE
Mon - Fri, 8:30am - 5pm
Phone: (920) 315-8644
Evenings & Weekends (AnSer)
(800) 263-6148

MAINTENANCE TEAM
Kent A., Mark B., Brad P., Josh P., Paul D.

HOUSEKEEPING TEAM
Lisa C., Lee D., Emily P.

Community Engagement Coordinators

Mary Larkin **Betsy Benoit**
Tom & Lynn Phillipps **Deborah Ross**
Sally Streckenbach

Spring into Creative Bloom A SEASON FOR FRESH CREATIVITY

This March, we'll invite everyone to Spring into Creative Bloom, our month-long series celebrating art, inspiration, and renewal. Together, we'll create opportunities to connect, express creativity, and enjoy the energy of the new season.



Join Us Each Week For:
Exercise/Yoga Class - Stay active by joining one of our group exercise classes - every weekday at 9 am in the Community Room.

Coffee Hour - Share some warm drinks and great conversation every Friday at 9 am in the Fireside Room.

Onsite Services

Kristy's Hair Salon
Appointments & Walk-Ins
Building 1, Suite 0141
(920) 381-2435
STYLIST
Kristy Fulton

Foot Care: Valley VNA
BUILDING 1, ROOM 0141
Tuesdays by appointment
Phone: (920) 727-5555

Spring House Plant Workshop GROW YOUR SKILLS WITH MICKI

Have you been wanting to deepen your plant-care skills? Join friends and neighbors on **March 25 at 1:00 pm** for a free, three-part educational workshop all about thriving with houseplants.

This session covers:

- Soil types for indoor plants
- Common household plant pests
- Ideal indoor lighting for healthy growth

Mark your calendar—future workshop dates include **April 24th & May 29th at 1:00 pm**

Local Services

Spectrum Cable
HOTLINE
(833) 697-7328

We Energies
HOTLINE
(800) 242-9137

Town of Grand Chute
PHONE
(920) 832-1573

Window Washing
JIM AND JED DEWALL
920-739-5796

*Here's to good luck,
good laughs,
and green everything!*

CHECK IT OUT

Refer a friend or relative who completes an application by June 30, 2026 and when they move in, you'll receive

\$500 CASH BACK!*

*Some restrictions apply. Application must be completed by June 30, 2026. Promotional program and cash back applicable to current Highlands Communities residents only. Recipient is responsible for paying all other local, county, state, and federal taxes on referral bonus.



For After Hours Maintenance Emergencies

HERE'S HOW TO GO ABOUT MAKING US AWARE THAT YOU REQUIRE ASSISTANCE

For all maintenance emergencies after 4:30 pm, Monday through Friday, Saturdays, Sundays, and holidays, please call our after hours call center, The Answer, at 1-800-263-6148.

You will be asked to provide the following information:

1. Your name
2. The name of the Highlands Community where you reside
3. Your building #, apartment # and phone #
4. A description of your emergency

If leaving a message, please be sure to include all information listed above.

Upon receiving an emergency call, The Answer operator will contact our on-call maintenance staff and they will respond accordingly. If you do not hear back from our on-call team member within 30 minutes, please call 'The Answer' back to make them aware.

If your call is not considered a maintenance emergency, The Answer will not contact our on-call maintenance staff. We ask that all residents have a personal plunger and attempt to unclog your toilet prior to calling for emergency assistance.

A maintenance emergency is considered as the following: No heat, flooding such as water heater, toilets and drains or unnatural flooding into the apartment, refrigerator not working, gas odor, plugged toilet if overflowing and the only toilet in the apartment, clogged drains, no A/C if temperature is higher than 75 degrees, garage doors not opening/closing properly, lockouts, no electricity, elevator stuck or not opening, smoke detector beeping. For all medical, fire and police emergencies, please call 911.

